

1.8° 57mm Hybrid Stepper Motor-NEMA23



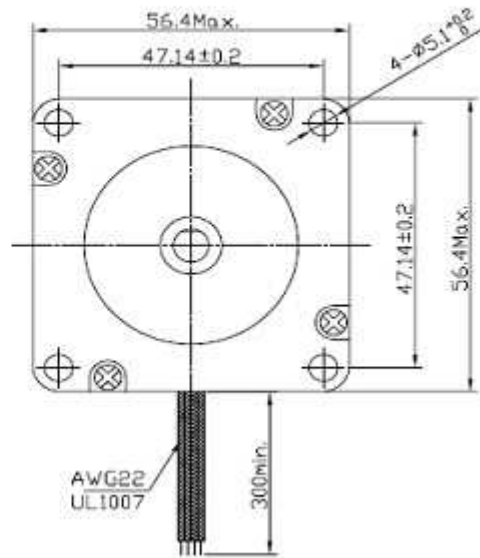
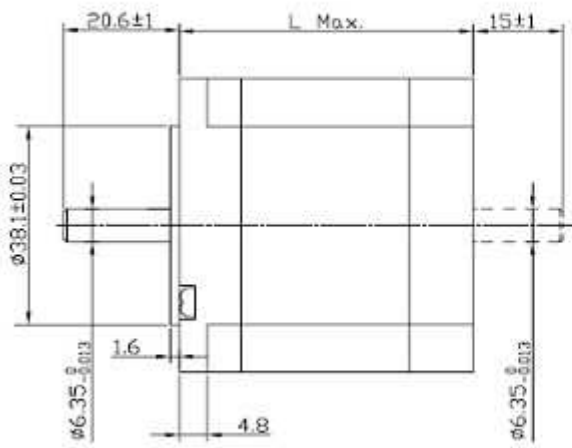
Item	Specifications
Step Angle	1.8°
Temperature Rise	80°C max
Ambient Temperature	-20°C ~+50°C
Insulation Resistance	100 MΩ Min. ,500VDC
Dielectric Strength	500VAC for 1minute
Shaft Radial Play	0.02Max. (450g-load)
Shaft Axial Play	0.08Max. (450g-load)
Max. radial force	75N (20mm from the flange)
Max. axial force	15N

Electrical Specification:

Model No.	Step Angle	Motor Length	Current /Phase	Resistance /Phase	Inductance /Phase	Holding Torque	# of Leads	Detent Torque	Rotor Inertia	Mass
	(°)	(L)mm	A	Ω	mH	N.m	No.	g.cm	g.cm	Kg
57HS41-1006	1.8	41	1	5.2	5.5	0.39	6	250	150	0.47
57HS41-2006	1.8	41	2	1.4	1.4	0.39	6	250	150	0.47
57HS41-3006	1.8	41	3	0.63	0.6	0.39	6	250	150	0.47
57HS41-2804	1.8	41	2.8	0.7	1.4	0.55	4	250	150	0.47
57HS51-1006	1.8	51	1	6.6	8.2	0.72	6	300	230	0.59
57HS51-2006	1.8	51	2	1.65	2.2	0.72	6	300	230	0.59
57HS51-3006	1.8	51	3	0.74	0.9	0.72	6	300	230	0.59
57HS51-2804	1.8	51	2.8	0.83	2.2	1.01	4	350	280	0.68
57HS56-1006	1.8	56	1	7.4	10	0.9	6	350	280	0.68
57HS56-2006	1.8	56	2	1.8	2.5	0.9	6	350	280	0.68
57HS56-2504	1.8	56	2.5	1.3	4.2	1.1	4	350	280	0.68
57HS56-2804	1.8	56	2.8	0.9	2.5	1.26	4	350	280	0.68
57HS76-1006	1.8	76	1	8.6	14	1.35	6	600	440	1.1
57HS76-2006	1.8	76	2	2.25	3.6	1.35	6	600	440	1.1
57HS76-3006	1.8	76	3	1	1.6	1.35	6	600	440	1.1
57HS76-2804	1.8	76	2.8	1.13	3.6	1.89	4	600	440	1.1
57HS82-3004	1.8	82	3.0	1.2	4	2.2	4	1000	600	1.2
57HS82-5004	1.8	82	5	0.6	1.5	2.2	4	1000	600	1.2
57HS100-3004	1.8	100	3.0	1.4	5	2.5	4	1100	700	1.3
57HS100-3504	1.8	100	3.5	0.75	2.8	2.3	4	1100	700	1.3
57HS112-3004	1.8	112	3.0	1.6	6.8	2.8	4	1200	800	1.4
57HS112-4204	1.8	112	4.2	0.9	3.8	2.8	4	1200	800	1.4

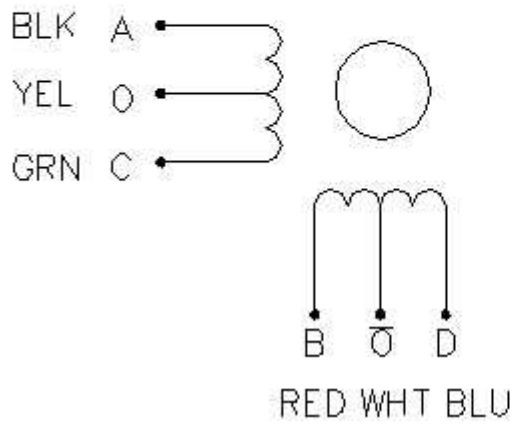
Dimensions:

(Unit=mm)



Wiring Diagram:

6 LEADS



4 LEADS

